

exes
series

bevisco commercial interiors
intelligent by design






australian innovation

Developed locally to fit in with global work practices, Exe Series 2 is the perfect example of a system that has evolved to meet the demands of an ever changing work environment. Simplicity and flexibility are the keys to this modular system. Exe Series 2 is designed and manufactured locally with an emphasis on ergonomics, cable management and durability.

50mm slim
screen system



versatility

exe series 2 quality

Exe Series 2 is a system that directly reflects the needs and the high expectations of our clients.

This modular system continues to meet and exceed those demands because -

- ◆ quality remains a constant—AFRDI certified product
- ◆ Exe Series 2 is manufactured with sensitivity to the environment
- ◆ Exe Series 2 is endorsed by the NSW State Government
- ◆ we know that your reputation is as important as ours



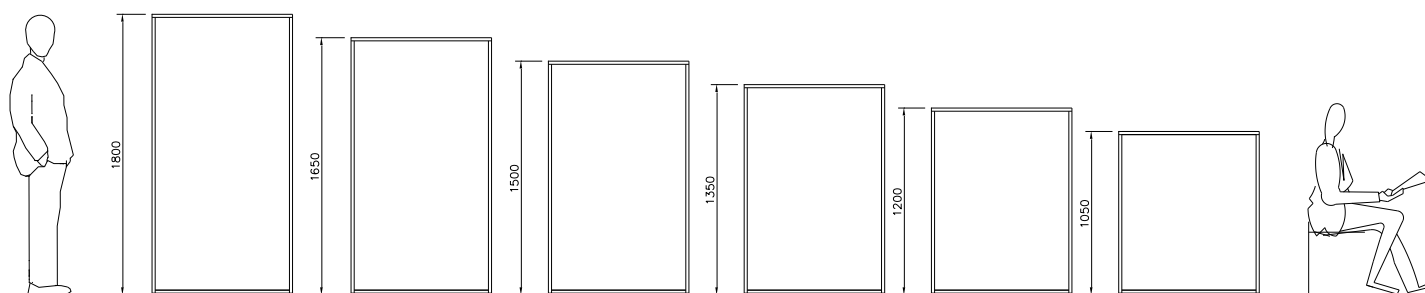
by design

Designed and manufactured locally, Exe Series 2 can be tailored to your specific project needs.

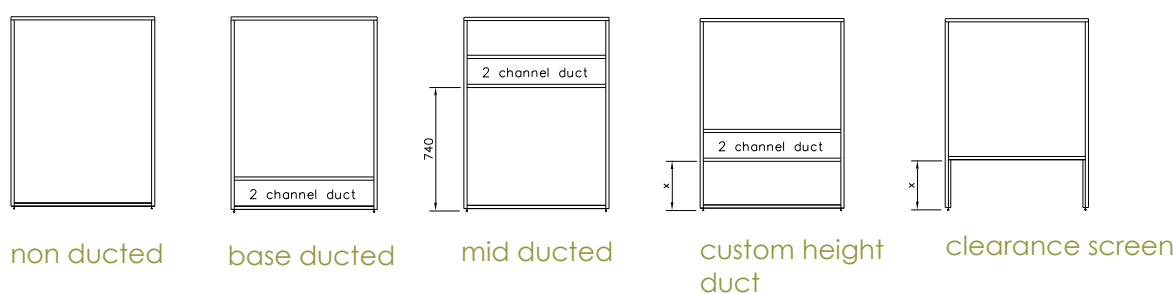
We created Exe Series 2 so that you can imagine and design for the future. We welcome the challenge of turning your workplace vision into a reality.



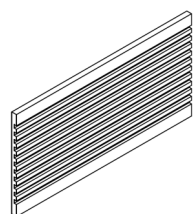
screen height



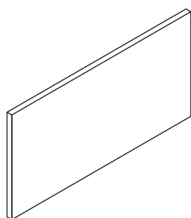
screen type



options to add to screens



function wall



whiteboard



growth panel

suggested panel sizes

		width (mm)								
height (mm)		600	750	800	900	1050	1200	1500	1800	2100
	950	●	●	●	●	●	●	●	●	●
	1050	●	●	●	●	●	●	●	●	●
	1200	●	●	●	●	●	●	●	●	●
	1350	●	●	●	●	●	●			
	1500	●	●	●	●	●	●			
	1650	●	●	●	●	●	●			
	1800	●	●	●	●	●	●			

full height screens available – max width 1200mm

materials


our screen system is available in a wide range of finishes including:

- ◇ fabric
- ◇ echo panel
- ◇ perforated steel
- ◇ solid steel
- ◇ melamine board
- ◇ acrylic
- ◇ glass

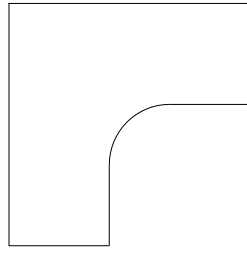
If another material is required we will be happy to discuss and create a solution to suit your needs

guide

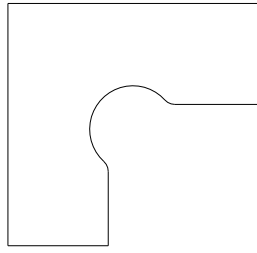
worktop configuration



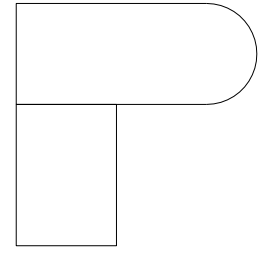
L-Shape




L-Shape
with radius



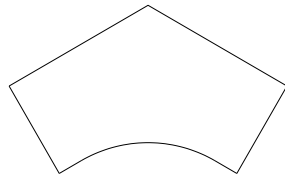
L-Shape
with cockpit



L-Shape
with D-end



U-Shape

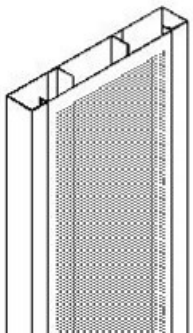


120 degree



rectangular

power feeds



power blade

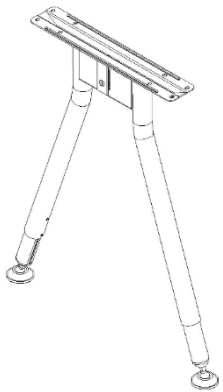
powder coated
steel
options for
solid or
perforated
removable
covers



power pole
50mm x 50mm

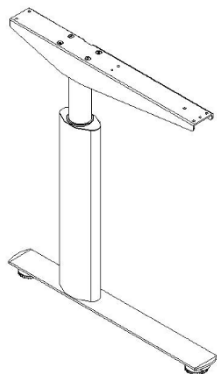
powder coated
aluminium finish

leg systems



a-frame

technician height adjustable
620mm-820mm



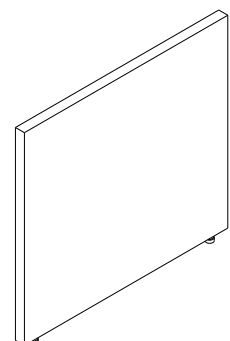
metzo

technician or
user height adjustable
620mm-820mm



60 dia post leg

fixed height



slab end

fixed height

exe 2

system type

panel

screen thickness

50mm

screen heights & widths

variable

screen framework

powder coated aluminium

panel faces

fabric—foam backed
glass
perforated metal
laminate / veneer
acrylic-polycarbonate
whiteboard
pinboard
function wall

cable management

integrated
variable duct height
segregated 2 channel duct
softwiring compatible
single or two tier cable basket
cable tidy tray

power services

power blades
power poles

storage and accessories

full range of standard accessories

possibilities

endless...



sustainability

Committed to environmentally sustainable principles Exe Series 2 is engineered and manufactured to the highest environmental standards. All components can be re-used, recycled or seamlessly integrated with other Bevisco products.

changing with you...

Exe Series 2 can be easily reconfigured and adapted to suit changing work environments. Because every workspace has its own requirements, Exe Series 2 can be specified in an almost limitless range of materials and finishes.

australian made

Being locally designed and manufactured ensures the best lead times and the highest level of quality control. Our design team will work closely with you to achieve the ideal workspace solution.

limitless flexibility

Creating the perfect workstation is now easy with Bevisco's integrated design approach. This holistic concept allows you to mix and match components & accessories across our range of systems. You can now balance function, aesthetics and cost like never before.

www.projexfurniture.com.au

distributed by

PROJEX | FURNITURE

110A Giblin St, Newtown, Tasmania 7008

Ph: 03 6278 7766 Fax: 03 6278 3556

www.projexfurniture.com.au email: projex@intas.net.au

this information was correct at the time of printing. the manufacturer reserves the right to alter specifications without notice.